

Name _____


Add **-ly** or **-ful** to the word in ().

Write the new word on the line.

nice + -ly = nicely


(play)

1. The dog is _____ .




(slow)

2. The dog walked _____ .



(quick)

3. Then it ran _____ !



(safe)

4. The dog got home _____ .



(thank)

5. Miss Moon was _____ .

© Pearson Education 1



Home Activity Your child added *-ly* and *-ful* to words. Ask your child to give you instructions using words with the *-ly* suffix, such as *Clap loudly*; *Talk softly*; *Walk quickly*. Follow the instructions. Then have your child write simple sentences using *playful* and *thankful*.

Name _____

Draw a line to match what happens with why it happens.



What Happens

Why It Happens



1.



2.



3.



4.



5.



Home Activity Your child learned about what happens (effect) and why it happens (cause). While watching a sporting event, such as a soccer game or swim meet, invite your child to identify what happens and why.


© Pearson Education 1

Name _____

Circle the word for each picture.



1.



zoo zip

2.




span spoon

3.




pal pool

4.




stool stale

5.



fruit fool

6.



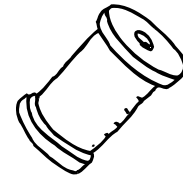
gaze goose

7.



boot bait

8.



spool spill

Draw a picture for each word.

9. food

10. broom



Home Activity Your child practiced reading words with oo as in *moon*. Write the oo words from this page on scraps of paper. Have your child pick a word and use it in a sentence.

Name _____

Pick a word from the box to match each clue.

Write it on the line.

across because dance only opened shoes told


1.




2.



3.



4. She said, "I _____ you to read slowly."




5. The plant grows _____ it has water.



6. Mom said, "_____ one treat!"



7.



Home Activity Your child learned to read the words *across*, *because*, *dance*, *only*, *opened*, *shoes*, and *told*. Make up more clues for the words on this page. Ask your child to identify the words. Challenge your child to think of some clues.

Name _____

Pick a word from the box to finish each sentence.

Write it on the line.

across because dance
only opened shoes told



1. We had a party _____ it was Valentine's Day.

2. There were many hearts but _____ one gargoyle
on the wall.

3. I like to _____ the waltz.

4. I dance _____ the room in my tuxedo.

5. Do you like my shiny dance _____ ?

6. She _____ the box and smiled.

7. My friend _____ me she liked my gift.



Home Activity Your child learned to read the words *across*, *because*, *dance*, *gargoyle*, *heart*, *only*, *opened*, *shiny*, *shoes*, *told*, *tuxedo*, *Valentine's Day*, and *waltz*. Ask your child to point to each word and use it in a spoken sentence.

Name _____

Circle the compound word in each sentence.

1. Sue is Luis's babysitter.

2. Sue has a ponytail.

3. Luis and Sue play in the backyard.


4. They go in at sunset.

5. Luis does his homework.

6. Sue said, "It is bedtime."

7. Luis gets his toothbrush.

8. Mom parks in the driveway.



Find the compound word.

Mark the to show your answer.

9. tasteful
 teaching
 teacup

10. campfire
 camping
 camped




Home Activity Your child reviewed compound words—words formed by joining two or more words. Have your child write each circled word and then draw a line dividing it into the two words that formed the compound (baby/sitter).

Name _____

Read the name of each pet below.**Pick** words from the box with vowel sounds that are spelled the same.**Write** the words on the lines.

clue cruise due few fruit grew knew true



1.


2.

3.



4.

5.



6.

7.

8.



Home Activity Your child reviewed words with the vowel patterns *ew*, *ue*, and *ui*. Have your child write each word above again and circle the letters that stand for the vowel sound.

Name _____

Put each group of last names in ABC order.
Write the names on the lines.

Turza Taylor Terry Till

1. _____

2. _____

3. _____

4. _____

Lin Lewis Lopez Lance

5. _____

6. _____

7. _____

8. _____

Costello Clifton Cruz Chang

9. _____

10. _____

11. _____

12. _____



Home Activity Your child learned to use alphabetical order to find names in a phone book. The next time you need a phone number, ask your child to help you find the information.