

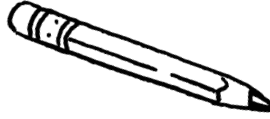
Name _____

Adjectives for Colors and Shapes

Some **adjectives** name colors.




white crayon

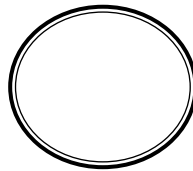


black pencil

Some **adjectives** name shapes.




square paper



round frame

Circle the adjective in each sentence that names a color or shape.

1. Karl has blue markers.
2. Ali has green markers.
3. Karl draws round circles.
4. Ali draws square boxes.
5. Karl adds brown dots.
6. Ali makes yellow lines.

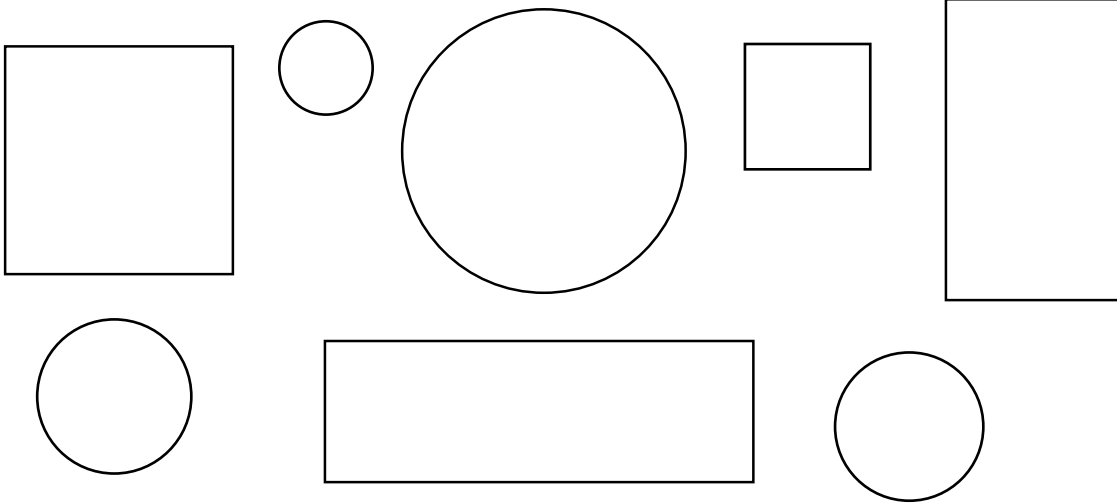


Home Activity Your child learned about adjectives for colors and shapes. Point to objects around your home and have your child describe the objects using adjectives that name colors and shapes.

Name _____

Adjectives for Colors and Shapes

Color the boxes and circles.



Write about the picture.

Use color and shape words.



Home Activity Your child learned how to use adjectives for colors and shapes in writing. Write this sentence frame on paper: *The ___ animal runs.* Have your child write color adjectives in the sentence frame to make as many sentences as possible.

Name _____

Adjectives for Colors and Shapes

Mark the sentence that has a line under the adjective.

1. Will Cam draw yellow flowers?
 Will Cam draw yellow flowers?
 Will Cam draw yellow flowers?


2. She makes round shapes.
 She makes round shapes.
 She makes round shapes.

3. She adds green stems.
 She adds green stems.
 She adds green stems.

4. Ty cuts brown paper.
 Ty cuts brown paper.
 Ty cuts brown paper.

5. He pastes it on square boxes.
 He pastes it on square boxes.
 He pastes it on square boxes.

6. He makes lines with black markers.
 He makes lines with black markers.
 He makes lines with black markers.



Home Activity Your child prepared for taking tests on adjectives for colors and shapes. Together read a favorite book. Have your child point out adjectives that name colors and shapes.

Name _____

Adjectives for Colors and Shapes

Underline the adjective to make each sentence correct.

1. Sue has a pile of (red, get) beads.
2. She puts them on (smile, white) string.
3. Jeff takes some (green, sleep) clay.
4. He bends it into (stand, round) shapes.



Choose the adjective in ().


Write the adjective on the line.

5. Mom cuts _____ pieces of cloth.
(square, shout)

6. I add _____ buttons.
(blow, blue)

7. Mom sews on _____ trim.
(black, talk)

8. I love my _____ hat!
(think, pink)



Home Activity Your child reviewed adjectives for colors and shapes. Have your child point to each adjective on this page that names a color or shape and use the word in a new sentence.