


Name _____

Commands

A **command** is a sentence that tells someone to do something. It begins with a **capital letter**. It ends with a **period (.)**.



Go to the garden.



Please watch the dog.

Underline each sentence that is a command.

1. Are you thirsty?


2. Pour a glass of milk.

3. You spilled some milk.

4. Please wipe up the milk.

5. Let me help you.

6. Drink your milk.



Home Activity Your child learned about commands. Explain how to play a game to your child. Have your child say “Command” each time he or she hears you use a command.

Name _____


Commands

Pam has a problem with her cat.

What should Pam do?

Write about your ideas.

Use commands.



Handwriting practice lines consisting of multiple sets of three horizontal lines (top, middle dashed, bottom) for writing.



Home Activity Your child learned how to use commands in writing. Ask your child to write about how to make a sandwich. Then have your child underline commands he or she used.

Name _____

Commands

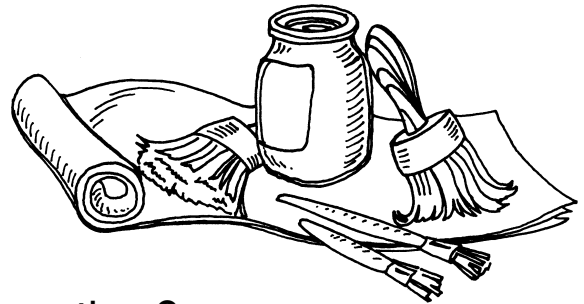
Mark the sentence that has a command.

- Look in the newspaper.
 Will you look in the newspaper?
 Ben looks in the newspaper.



- Meg will find the answer.
 Find the answer.
 Did she find the answer?

- Cam left the key here.
 Where is the key?
 Please find the key.



- Will the glue hold the pieces together?
 I will glue the pieces together.
 Glue the pieces together.

- Who dropped the letter in the box?
 Please drop the letter in the box.
 Ann dropped the letter in the box.



- Look at this dirty shirt.
 This shirt is dirty.
 Why is this shirt dirty?



Home Activity Your child prepared for taking tests on commands. Together read a favorite story. Have your child point out commands, questions, and statements in the story.

Name _____

Commands

Circle the command.

Draw a picture for the command.

<ol style="list-style-type: none">1. Can you find the book?2. He wants the book.3. Show me the book.	
--	--

Underline each sentence that is a command.

4. You can help the girl.

5. Fix the car.

6. I can read the book.

7. Get the book.

8. She likes that book.



Home Activity Your child reviewed commands. Take turns with your child giving each other commands about things to do in the room. For example, *Pick up that pillow. Sit in the chair. Close the door. Find a book.*